

CONTROLLERS / MACHINE ROOM

QUICK LOCATOR GUIDE

Cables and Splitters	221
Drive Units	221
Fans	221
Flavasco Elevator Machine Guarding	224-227
Pipe	222-223
Reynolds Door Speed Controllers	221
SEES Selector Assembly	220
Selector Parts	220
SmartRise Controllers	218-219
Battery Lowering Unit	218
Cables	218
CE Drive Printed Circuit Board	218
Car Operating Panel	218
Hall Operating Panel	218
Inspection Station	218
Interface Printed Circuit Board	219
Relays	219
Valve Interface Board	219
Sprecher + Schuh Soft Starters	219



SmartRise

S.E.E.S. #	O.E.M. #	Description
SEES-SMARTRISE-001	SRH-MPAK	Controller , Machine Room Panel, minus soft starter
SEES-SMARTRISE-001K		SmartRise Kit , Complete Kit for Specific Job
SEES-SMARTRISE-PKG-051		Controller , Package 51A Soft Start, 2 Board System
SEES-SMARTRISE-PKG-074		Controller , Package 74A Soft Start, 2 Board System
SEES-SMARTRISE-PKG-104		Controller , Package 104A Soft Start, 2 Board System
SEES-SMARTRISE-PKG-147		Controller , Package 147A Soft Start, 2 Board System
SEES-SMARTRISE-COP-002	SRH-CPAK	Car Operating Panel , for SmartRise 2 Board package
SEES-SMARTRISE-HOP-001	SR1000	Hall Operating Panel , Hall/Lantern Board for SmartRise package
SEES-SMARTRISE-BATL-001	RB2-240-PAK	Battery Lowering Unit , for SmartRise package
SEES-SMARTRISE-POW-001		Smartrise, power supply , 24V 100-264V Input, Din Rail Mount
SEES-SMARTRISE-CEDB-001	SEI001	CE Drive Board , for Digital PI with SmartRise package
SEES-SMARTRISE-CAT5PK-001	CAT-5 PACKAGE	Cable pack , Cat 5 Cables with Splitter
SEES-SMARTRISE-BOB-001	SR-2003	BreakOut Board , for CAT5 to Individual I/O's
SEES-SMARTRISE-COP-002R	SRU-8	Replacement Board , SRU-8 COP Board
SEES-SMARTRISE-DLB-001	SR-3070	Door Lock Board , SR-3070
SEES-SMARTRISE-DUPLEX-001	DUPLEX BOX	Group Controller , for Duplex Operation
SEES-SMARTRISE-INSP-001	INSPECTION BOX	Inspection Station , Pre-Wired Top of Car Box
SEES-SMARTRISE-PROG-001	PROG-POD	SRU Programming POD , for Installing Software



SEES-SMARTRISE-COP-002




SEES-SMARTRISE-HOP-001



SEES-SMARTRISE-BATL-001



SEES-SMARTRISE-POW-001




SEES-SMARTRISE-CEDB-001




SEES-SMARTRISE-CAT5PK-001



SEES-SMARTRISE-BOB-001



SEES-SMARTRISE DLB-001



SEES-SMARTRISE-DUPLEX-001



SEES-SMARTRISE-INSP-001




SEES-SMARTRISE-PROG-001



SEES-SMARTRISE-TOOL

SmartRise

S.E.E.S. #	O.E.M. #	Description
SEES-SMARTRISE-TOOL		Smartrise Debug Tool
SEES-SMARTRISE-SLR-001	120 VAC SLIMLINE RELAY	Relay , Slimline Relay 120 VAC
SEES-SMARTRISE-SLR-001A	29 66 032	Contact Terminal Block
SEES-SMARTRISE-SLR-002	24VDC SLIMLINE RELAY	Relay , Slimline Relay 24 VDC
SEES-SMARTRISE-SR-001	SAFETY-RELAY	Relay , Safety Relay
SEES-SMARTRISE-VIB-001	SR-3050	Valve Interface Board , SR-3050
SMR-001		Relay , 24 VDC 6A SPDT, Used On SmartRise Controller
GPC-008	D3000-PAK	Interface PCB , for MOD



SEES-SMARTRISE-SLR-001




SEES-SMARTRISE-SLR-001A



SEES-SMARTRISE-SLR-002



SEES-SMARTRISE-SR-001



SEES-SMARTRISE-VIB-001

Other Controllers

S.E.E.S. #	Description
HYD-CONTROLLER-001R	Controller , VHC-102 with Reflex Selector, VMI
HYD-CONTROLLER-002	Controller , Basic Hydro Controller less Soft Start
HYD-CONTROLLER-002M	Magnets , For -002 Controller, ATEL

Sprecher+Schuh Soft Starters

S.E.E.S. #	Description
PCEC-032-600V-120V	S&S Soft Starter 32A 600V 120 VAC Y/D
PCEC-032-600V-230V	S&S Soft Starter 32A 600V 230 VAC Y/D
PCEC-051-600V-120V	S&S Soft Starter 51A 600V 120 VAC Y/D
PCEC-051-600V-230V	S&S Soft Starter 51A 600V 230 VAC Y/D
PCEC-064-600V-120V	S&S Soft Starter 64A 600V 120 VAC Y/D
PCEC-064-600V-230V	S&S Soft Starter 64A 600V 230 VAC Y/D
PCEC-074-600V-120V	S&S Soft Starter 74A 600V 120 VAC Y/D
PCEC-074-600V-230V	S&S Soft Starter 74A 600V 230 VAC Y/D
PCEC-104-600V-120V	S&S Soft Starter 104A 600V 120 VAC Y/D
PCEC-104-600V-230V	S&S Soft Starter 104A 600V 230 VAC Y/D
PCEC-147-600V-120V	S&S Soft Starter 147A 600V 120 VAC Y/D
PCEC-147-600V-230V	S&S Soft Starter 147A 600V 230 VAC Y/D
PCEC-234-600V-120V	S&S Soft Starter 234A 600V 120 VAC Y/D
PCEC-234-600V-230V	S&S Soft Starter 234A 600V 230 VAC Y/D



PCEC-051-600V-120V




PCEC-051-600V-230V



SEES Selector

S.E.E.S. #	O.E.M. #	Description
HYD-CONTROLLER-002-SELECTOR		
		Selector Assembly , For -002 Controller, Tapeless
SEES-SELECTOR-001	IP READER	Selector , Assembly
SEES-SELECTOR-003	IP MOUNTING KIT	Selector , Mounting Kit
SEES-SELECTOR-DZMK-001		Tape and Door Zone Mounting Kit , 1 Per Floor
SEES-SELECTOR-MAG-001	IP8300-LSM-DZ	Selector , Door Zone Magnet 1 Per Floor
SEES-SELECTOR-MAG-001K	IP8300-LSM-KIT	Selector , Door Zone Magnet 1 Per Elevator
SEES-SELECTOR-TAPE-002		Selector Tape , for APS Systems, 38M IR Tape
SEES-SELECTOR-TAPE-003		Selector Tape , for APS Systems, 67M IR Tape
SEES-SELECTOR-TAPE-004		Selector Tape , for APS Systems, 17M IR Tape
SEES-SELECTOR-TG-001		SEES Selector Tape Guide , 3 hole with thumbscrew
WS-5A		Tape Guide , nylon with holes IP8300
WS-5AB		Tape Guide , heavy duty brass, for IP8300
WS-5A-INSERT		Insert for Tape Guide
DS-43	141618	Selector Tape , 3"
DS-43-SS		Selector Tape , Stainless Steel .032 x 3" W
ES-001	9745312	Vane Magnetic Selector Tape , ELGO Selectors, Absolute Positioning for Dover/Thyssen
HL-101A	LECSELECTORKIT	Selector Kit , EMI Home Lift
ECT-PCB-001	890-0030-0010	Selector Board , 10p/NO Sensors
ECT-PCB-002	890-0030-007A	Freight Main Board , VHC-102




SEES-SELECTOR-003



SEES-SELECTOR-TG-001




DS-43



WS-5A

WS-5AB

SEES-SELECTOR-001



ECT-PCB-001



ECT-PCB-002

Selector Parts

S.E.E.S. #	O.E.M. #	Description
MIS-234	3-034-034	Esco Selector Cam , 1 lobe for 7A selector
MIS-235	3-034-035	Esco Selector Cam , 6 lobe for A7 selector
MIS-236	3-614-001	Selector Blade Spring , ESCO A-Selector 3-614-001
MIS-189S-A		Key only SEES #10 , for MIS-189S Generator Elevator selector
OS-52B	297B2	Selector Tape , 1" Wide, Plain no perforations, for Otis Selectors
OS-52C	AA00279AAA001	Selector Tape , 2" Wide, for Otis SPT Floating Tape Device
OS-52D	AAA297AV1	Selector Tape , 3-15/16" Wide, Otis AAA22439AAF Application
PR-77A	RP010012 OBS	Relay , SPST 12VDC 10A PCB Socket Mount for IP8300 Selector
GS-2A		Selector Segment , Bottom Half for #3
GS-2B	SEL-0023N	Selector Holder Assembly , Segment (GS-2 & GS-2A)
HL-010	LECSELMTG	Selector Mounting Kit , EMI Home Lift
HL-011		Selector Tape , 2" No Holes used on Home Lift
GS-3	GALX-0307N	Tape Guide , for GAL Selector
VMI-001		VMI Encoder Roller , Nylon with Shaft and Hardware
VMI-001A	890-0061-012	Wheel Encoder Selector , Toothed Belt Idler with Bolt, Nut Bushing, Flat Profile
VMI-002		Encoder , Toothed Pulley 4-3/4" O.D.
VMI-003		VMI Encoder for Silent Move, WDGA58B-V
MIS-600		Tape Guide , for motion control
MIS-601		Tape Guide , with CS Holes
MIS-TG-001		Tape Guide , Mid America, 4 Slot 1-1/4" x 1" w/ (2) 0.200" Dia Holes



MIS-234



MIS-235




MIS-600




MIS-601

Reynolds Door Speed Controllers

S.E.E.S. #	Description
RDSC-001	Door Speed Controller, DC-2000, 60-160/240V
RDSC-001A	Door Speed Controller PCB, Replacement Board for RDSC-001
RDSC-002	Door Speed Controller, DC-244, 160-255V
RDSC-002A	Door Speed Controller PCB, Replacement Board for RDSC-002
RDSC-003	Door Speed Controller, DC-6970, 105-160V
RDSC-003A	Door Speed Controller PCB, Replacement Board for RDSC-003



RDSC-001



RDSC-002



RDSC-002A



RDSC-003

Drive Units

S.E.E.S. #	Description
KB-9661	Drive, KBDA 48-5HP 380-460
KB-9661A	Input/Output Module for KB-9661
MCE-DRIVE-001	Elevator Drive MD F5A with DYB Unit (Car B)
MIS-DRIVE-001	Unidrive with Pot, 460 VAC, 9.4A (5HP), Heavy Duty - 9.4A (5)



KB-9661



MCE-DRIVE-001



Cables, Splitters & Filters

S.E.E.S. #	Description
SEES-CAT5-01	Cat5 Cable, 1 FT
SEES-CAT5-05	Cat5 Cable, 5 FT
SEES-CAT5-14	Cat5 Cable, 14 FT
SEES-CAT5-25	Cat5 Cable, 25 FT
SEES-CAT5-SPLIT	Cat5 Splitter, 1-2
MIS-3PLF-001	Line Filter, 3 Phase, 42A, Chassis Mount



MIS-3PLF-001

Fans

S.E.E.S. #	O.E.M. #	Description
MCE-001	USP24255	Fan Kit, for Miprom Cabinet 115V 105CFM Tubeaxial fan
MCE-002		Fan Kit, Axial, 120 x 38mm, 240 VDC wire
MAGNA-FAN-001		Magnetek Kit
MAGNA-FAN-002	HPV9FAN1A	Magnetek Kit
MRP-50	US90507	Fan, 127 CFM 230 VAC 50/60 hz enclosed 4-1/2" SQ.



MCE-001



MCE-002



MAGNA-FAN-001



MAGNA-FAN-002



MRP-50



Pipe



Pipe

S.E.E.S. #	Description
Victaulic to Victaulic	
SEES-PIPE-2080-004-VV	Pipe, 2" Sch 80 4" L, victaulic to victaulic
SEES-PIPE-2080-006-VV	Pipe, 2" Sch 80 6" L, victaulic to victaulic
SEES-PIPE-2080-008-VV	Pipe, 2" Sch 80 8" L, victaulic to victaulic
SEES-PIPE-2080-010-VV	Pipe, 2" Sch 80 10" L, victaulic to victaulic
SEES-PIPE-2080-012-VV	Pipe, 2" Sch 80 12" L, victaulic to victaulic
SEES-PIPE-2080-024-VV	Pipe, 2" Sch 80 24" L, victaulic to victaulic
SEES-PIPE-2080-036-VV	Pipe, 2" Sch 80 36" L, victaulic to victaulic
SEES-PIPE-2080-048-VV	Pipe, 2" Sch 80 48" L, victaulic to victaulic
SEES-PIPE-2080-060-VV	Pipe, 2" Sch 80 60" L, victaulic to victaulic
SEES-PIPE-2080-10-VV	Pipe, 2" Sch 80 Vic-Vic Ends, 10' Length
SEES-PIPE-2080-240-VV	Pipe, 2" Sch 80 240" L, Vic-Vic 21' Length
SEES-PIPE-2080-21-VV	Pipe, 2" Sch 80 Vic-Vic Ends, 21' Length
SEES-PIPE-2580-016-VV	Pipe, 2-1/2" Sch80 Vic-Vic Ends, 16" Length
SEES-PIPE-2580-025-VV	Pipe, 2-1/2" Sch80 Vic-Vic Ends, 25" Length
SEES-PIPE-2580-031-VV	Pipe, 2-1/2" Sch80 Vic-Vic Ends, 31" Length
SEES-PIPE-2580-036-VV	Pipe, 2-1/2" Sch80 Vic-Vic Ends, 36" Length
SEES-PIPE-2580-042-VV	Pipe, 2-1/2" Sch80 Vic-Vic Ends, 42" Length
SEES-PIPE-2580-043-VV	Pipe, 2-1/2" Sch80 Vic-Vic Ends, 43" Length
SEES-PIPE-2580-048-VV	Pipe, 2-1/2" Sch80 Vic-Vic Ends, 48" Length
SEES-PIPE-2580-054-VV	Pipe, 2-1/2" Sch80 Vic-Vic Ends, 54" Length
SEES-PIPE-2580-104-VV	Pipe, 2-1/2" Sch80 Vic-Vic Ends, 104" Length
SEES-PIPE-2580-10-VV	Pipe, 2-1/2" Sch80 Vic-Vic Ends, 10' Length
Victaulic to Threaded	
SEES-PIPE-2080-004-VT	Pipe, 2" Sch 80 4" L, victaulic to threaded
SEES-PIPE-2080-006-VT	Pipe, 2" Sch 80 6" L, victaulic to threaded
SEES-PIPE-2080-008-VT	Pipe, 2" Sch 80 8" L, victaulic to threaded
SEES-PIPE-2080-010-VT	Pipe, 2" Sch 80 10" L, victaulic to threaded
SEES-PIPE-2080-012-VT	Pipe, 2" Sch 80 12" L, victaulic to threaded
SEES-PIPE-2080-024-VT	Pipe, 2" Sch 80 24" L, victaulic to threaded
SEES-PIPE-2080-036-VT	Pipe, 2" Sch 80 36" L, victaulic to threaded
SEES-PIPE-2080-048-VT	Pipe, 2" Sch 80 48" L, victaulic to threaded
SEES-PIPE-2080-060-VT	Pipe, 2" Sch 80 60" L, victaulic to threaded
Threaded to Threaded	
SEES-PIPE-2080-004-TT	Pipe, 2" Sch 80 4" L, threaded to threaded
SEES-PIPE-2080-006-TT	Pipe, 2" Sch 80 6" L, threaded to threaded
SEES-PIPE-2080-008-TT	Pipe, 2" Sch 80 8" L, threaded to threaded
SEES-PIPE-2080-010-TT	Pipe, 2" Sch 80 10" L, threaded to threaded
SEES-PIPE-2080-012-TT	Pipe, 2" Sch 80 12" L, threaded to threaded
SEES-PIPE-2080-024-TT	Pipe, 2" Sch 80 24" L, threaded to threaded
SEES-PIPE-2080-036-TT	Pipe, 2" Sch 80 36" L, threaded to threaded
SEES-PIPE-2080-048-TT	Pipe, 2" Sch 80 48" L, threaded to threaded
SEES-PIPE-2080-060-TT	Pipe, 2" Sch 80 60" L, threaded to threaded
SEES-PIPE-2080-10-TT	Pipe, 2" Sch 80 Thrd-Thrd Ends, 10' Length
SEES-PIPE-2080-21-TT	Pipe, 2" Sch 80 Thrd-Thrd Ends, 21' Length
Plain Ends	
SEES-PIPE-2080-10	Pipe, 2" Sch 80 Plain Ends, 10' Length
SEES-PIPE-2080-21	Pipe, 2" Sch 80 Plain Ends, 21' Length
Custom Length	
SEES-PIPE-2080-SPECIAL	Pipe, 2" Sch 80, Special Length

Pipe

Couplings

S.E.E.S. #	O.E.M. #	Description
SEES-HYD-FIT-300-01	69104	Elbow , 3/4" Black Pipe Class 300
SEES-HYD-FIT-300-02	69105	Elbow , 1" Black Pipe Class 300
SEES-HYD-FIT-300-03	69108	Elbow , 2" Black Pipe Class 300
SEES-HYD-FIT-300-04	69414	Coupling , 3/4" Black Pipe Class 300
SEES-HYD-FIT-300-05	69105	Coupling , 1" Black Pipe Class 300
SEES-HYD-FIT-300-06	69418	Coupling , 2" Black Pipe Class 300
SEES-HYD-FIT-300-07	69442	Reducer , 3/4" x 1" Black Pipe Class 300
SEES-HYD-FIT-300-08	69254	Tee , 3/4" Black Pipe Class 300
SEES-HYD-FIT-300-09	69255	Tee , 1" Black Pipe Class 300
SEES-HYD-FIT-300-10	69258	Tee , 2" Black Pipe Class 300
SEES-HYD-FIT-300-11	69604	Union , 3/4" Brass Seat Class 300
SEES-HYD-FIT-300-12	69605	Union , 1" Brass Seat Class 300
SEES-HYD-FIT-300-13	69608	Union , 2" Brass Seat Class 300

Clamps

S.E.E.S. #	O.E.M. #	Description
HYD-CLAMP-001	9702003	Clamp , Hose 2-3/8"
HYD-CLAMP-002	9702027	Clamp , Hose 3-1/2"
HYD-CLAMP-003	9701990	Clamp , Hose 1-7/8"
HYD-CLAMP-004	9702015	Clamp , Hose C 2-7/8" x 3-3/4"
HYD-CLAMP-005	9702404	Clamp , Hose 5-1/2"

Ask about SEES custom threading and grooving.



SEES Now Offers Flavesco Elevator Machine Guarding



Guard your investment with Flavesco top of class guarding products designed with emphases on the end user's needs and benefits. Safety standards are progressing rapidly and an increased awareness of the importance of machine guarding has highlighted the need to have a solution available on the market. Whether installed as part of a new installation or part of a modernization, every guarding product that Flavesco offers is designed in accordance with CSA Z432-04, ANSI B11 and OSHA standards.

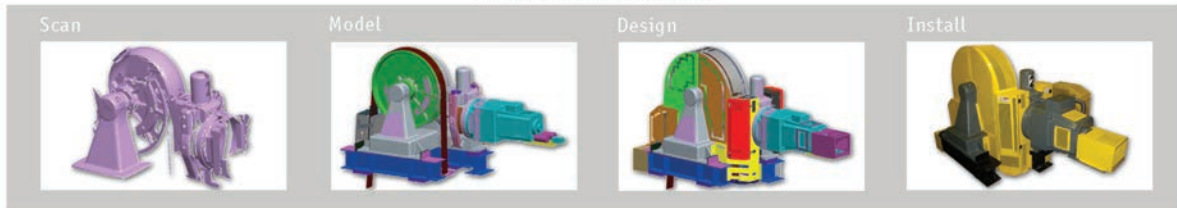
Flavesco elevator machine guarding sets are lightweight, simple to install, user-friendly, and come interlock ready. Every guarding set offers a multitude of access points to ensure that inspection and maintenance times are not impacted as a result of machine guarding. In addition, every product is guaranteed to pass any safety inspection.

Safety With Minimal Impact On Ease Of Maintenance

Flavesco is regarded as being the leading provider of elevator equipment component guarding. Incorporated in 2009, Flavesco has designed and developed component guarding sets for over 75 different machine types that were installed on more than 1700 machines coast to coast. Our mission, is to design and manufacture a top of the class product with emphases on the end user's needs and benefits.

Flavesco takes great pride in providing a product that meets and exceeds the end user's needs. By maintaining a consistent feedback loop with mechanics and inspectors, Flavesco is able to fine tune designs to ensure only the best quality products are delivered. Every time a new machine is encountered it gets 3D scanned and added to a database (currently includes over 75 different machine types). This provides critical information required to ensure an optimal fit which is invaluable as machine rooms are often limited in space.

PRODUCT DESIGN PROCESS



Benefits

SAFER WORKING ENVIRONMENT

Compliant guarding provides the secondary layer of protection necessary to properly minimize the risk involved with working in an elevator machine room.

PROTECT INVESTMENT

On-demand access to moving components of machine equipment not only limits a worker's exposure to hazards but it also protects the equipment from being damaged by accidental contact with foreign objects.

REDUCE LIABILITY

Rest easy knowing that OSHA compliant guarding has been installed with a guarantee to pass safety inspections. Ask us about how we should proceed regarding inspection sheets.

Safety standards are progressing rapidly and an increased awareness of the importance of machine guarding has highlighted the need to have a solution available on the market.

Whether installed as part of a new installation or part of a modernization, every Flavesco guarding product is designed in accordance with CSA Z432-04, ANSI B11 and OSHA standards.

Flavesco elevator machine guarding sets are lightweight, simple to install, user-friendly, and come interlock ready. Every guarding set offers a multitude of access points to ensure there is no impact on inspection and maintenance times.

Our design team has placed simplicity of installation as a top design priority. By implementing and including the following design features and documentation Flavesco ensures a smooth and quick installation.

- Standardized fasteners minimize requirement for different sizes simplifying installation
- Self-tapping fasteners used for frame attachment; fast and secure
- 2-4h typical installation time
- Full color installation manual & installation drawings
- Full remote installation support at no additional charge



SEES-FGS-OT219



SEES-FGS-OT072



SEES-FGS-HW5XO



SEES-FGS-OT13X




Standard Flavesco Elevator Machine Guarding




Hollister-Whitney Machine Guarding Sets

S.E.E.S. #	Description
SEES-FGS-HW34O	Guarding Set For Hollister-Whitney 34 OH Machine
SEES-FGS-HW4XO	Guarding Set For Hollister-Whitney 4X OH Machine
SEES-FGS-HW5XO	Guarding Set For Hollister-Whitney 5X OH Machine
SEES-FGS-HW6XO	Guarding Set For Hollister-Whitney 6X OH Machine

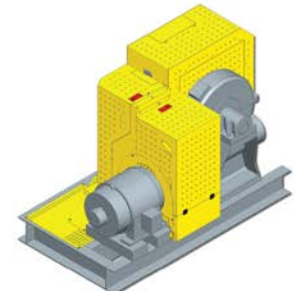
This list contains only the common machines, for full listing contact us!



SEES-FGS-HW4XO



SEES-FGS-HW5XO



SEES-FGS-HW6XO

Otis Machine Guarding Sets

S.E.E.S. #	Description
SEES-FGS-OT072	Guarding Set For Otis 72 Machine
SEES-FGS-OT13X	Guarding Set For Otis 131/139 Machine
SEES-FGS-OT155	Guarding Set For Otis 155 Machine
SEES-FGS-OT219	Guarding Set For Otis 219 Machine

This list contains only the common machines, for full listing contact us!



SEES-FGS-OT072



SEES-FGS-OT13X




SEES-FGS-OT219

KONE Machine Guarding Sets

S.E.E.S. #	Description
SEES-FGS-MX018	Guarding Set For KONE MX18 Machine
SEES-FGS-MX032	Guarding Set For KONE MX32 Machine
SEES-FGS-MX040	Guarding Set For KONE MX40 Machine

This list contains only the most common machines, for full listing contact us!



SEES-FGS-MX018



SEES-FGS-MX032




SEES-FGS-MX040

Thyssenkrupp Machine Guarding Sets

S.E.E.S. #	Description
SEES-FGS-DAB53	Guarding Set For Thyssenkrupp DAB 530 Machine
SEES-FGS-DAF38	Guarding Set For Thyssenkrupp DAF 380 Machine
SEES-FGS-TW340	Guarding Set For Thyssenkrupp TW 340 Machine

This list contains only the common machines, for full listing contact us!



SEES-FGS-DAB53



SEES-FGS-DAF38

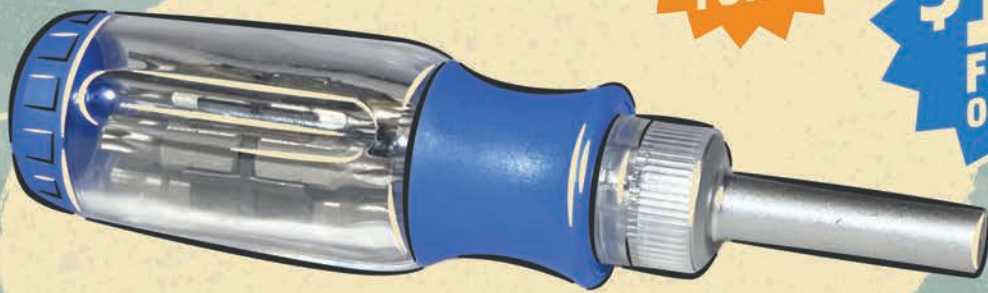


SEES-FGS-TW340

Introducing...
**THE WORLD'S BEST ELEVATOR
SCREWDRIVER**

\$15
FOR 1

\$12
FOR 10
OR MORE



MIS-126A
*Screwdriver with
Ratchet & 12 Bits*

*Don't miss this
incredible **DEAL!!!***



Phillips #0, #1, #2

Slotted #4

Spanner #6 x #8, #10 x #12

Torx(R) T10 x T15, T20 x T25



SEES Inc



SEESParts

Always Smooth Sailing

2781 West McNab Rd, Pompano Beach, FL 33069 • (800) 526-0026 • www.SEEInc.com